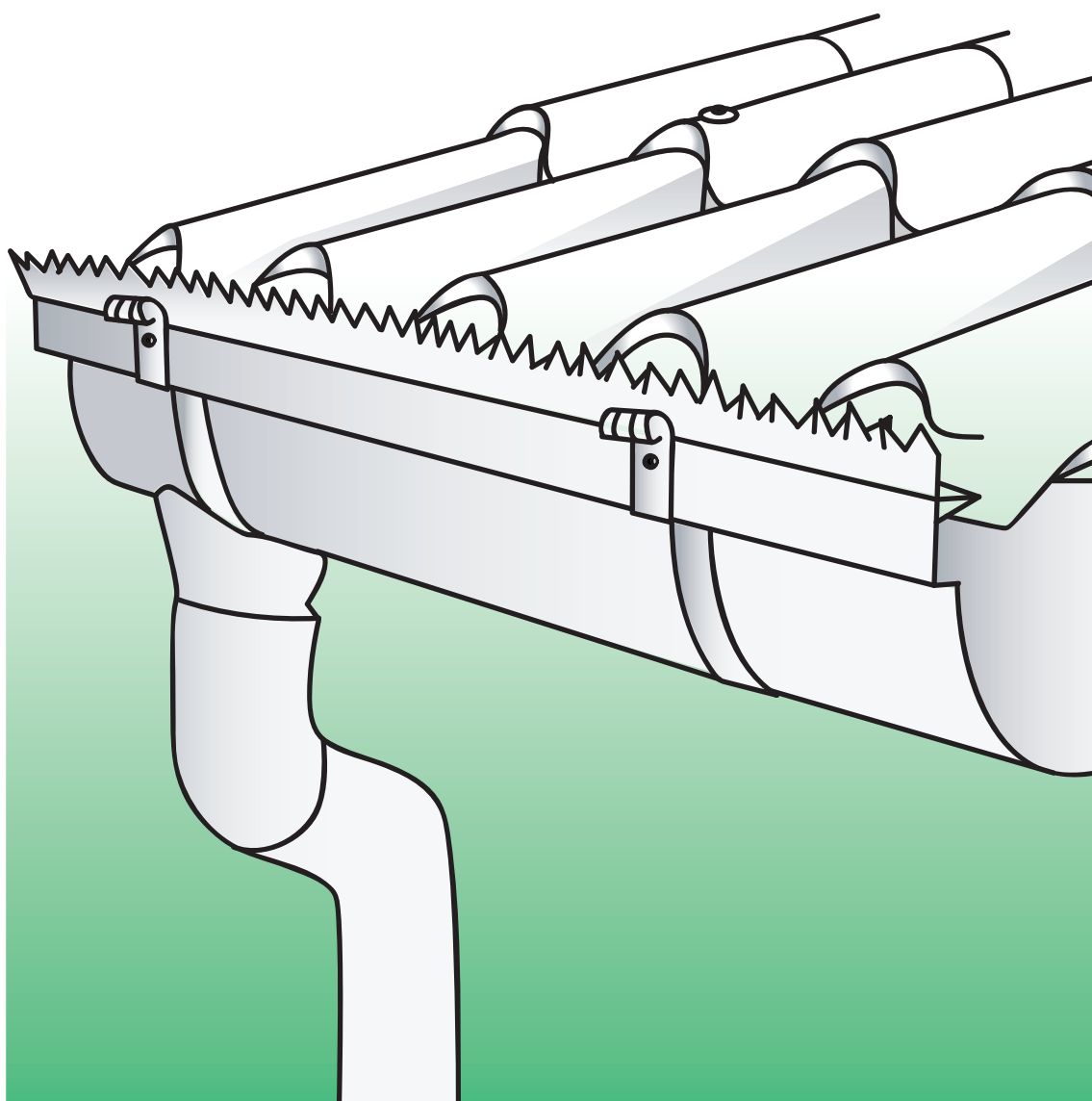
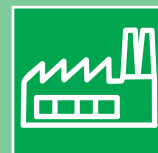


MANTOVANE E SCOSSALINE



LATTONERIA



COPERTURE
INDUSTRIALI



CANALIZZAZIONI



AMIANTO



MAGAZZINO



DEGANO

GRONDAIE-LAVORAZIONE LAMIERE E METALLI

Scossaline a asse con misure standard spessore 6/10



sviluppo 165

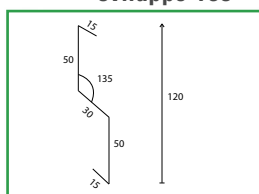


Fig. 24

sviluppo 165

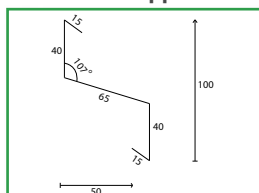


Fig. 25

sviluppo 250

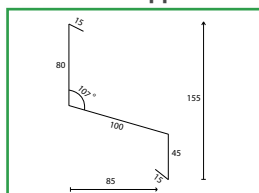


Fig. 26

sviluppo 330

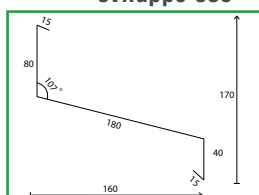


Fig. 27

Tutti i profili indicati si possono richiedere su misura e in svariati colori, materiali e spessori


materiale	misure (mm)
rame	4000
T.M.	4000
B.G.	4000

materiale	misure (mm)
rame/copper	4000
T.M.	4000

materiale	misure (mm)
rame	4000
T.M.	4000

materiale	misure (mm)
rame	4000
T.M.	4000

Scossaline a elle con misure standard



Tutti i profili indicati si possono richiedere su misura e in svariati colori, materiali e spessori

mantovane e scossaline



sviluppo 200



Fig. 28

sviluppo 250

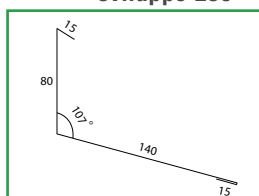



Fig. 29

materiale	misure (mm)
rame	4000
T.M.	4000

materiale	misure (mm)
rame	4000
T.M.	4000

Profili per convesse con misure standard spessore 6/10



Tutti i profili indicati si possono richiedere su misura e in svariati colori, materiali e spessori

sviluppo 250

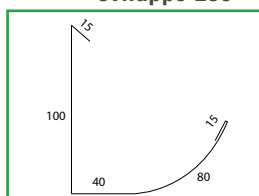


Fig. 30

materiale	misure (mm)
rame	4000
T.M.	4000

sviluppo 250

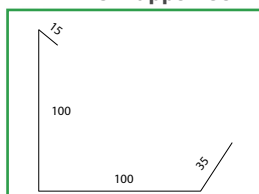


Fig. 31

materiale	misure (mm)
rame	4000
T.M.	4000

sviluppo 400

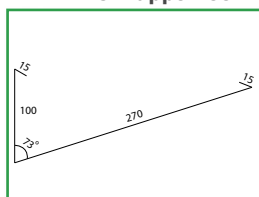


Fig. 32

materiale	misure (mm)
rame	4000
T.M.	4000



Profilo per conversione con misure standard spessore 6/10



sviluppo 600

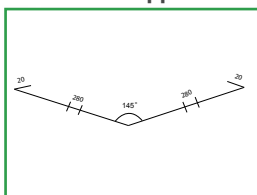


Fig. 33

Tutti i profili indicati si possono richiedere su misura e in svariati colori, materiali e spessori

materiale	misure (mm)
rame	6000
rame	4000
T.M.	6000
T.M.	4000

Mantovana sopra coppo con misure standard spessore 6/10



sviluppo 330

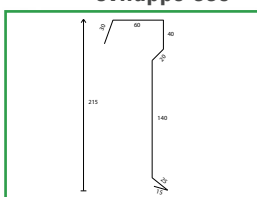


Fig. 34

Tutti i profili indicati si possono richiedere su misura e in svariati colori, materiali e spessori

materiale	misure (mm)
rame	4000
rame	6000
T.M.	4000
T.M.	6000

sviluppo 400

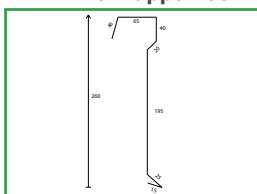


Fig. 35

materiale	misure (mm)
rame	4000
rame	6000
T.M.	4000
T.M.	6000

sviluppo 400

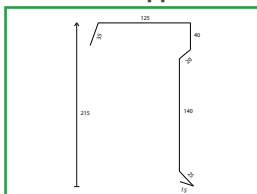


Fig. 36

materiale	misure (mm)
rame	4000
rame	6000
T.M.	4000
T.M.	6000



Mantovana di testa con misure standard spessore 6/10



Tutti i profili indicati si possono richiedere su misura e in svariati colori, materiali e spessori

sviluppo 500

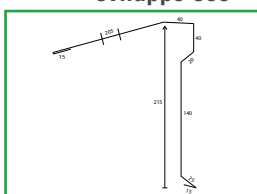


Fig. 37

materiale	misure (mm)
rame	6000
rame	4000
T.M.	6000
T.M.	4000

Mantovana sotto coppo con misure standard spessore 6/10



Tutti i profili indicati si possono richiedere su misura e in svariati colori, materiali e spessori

sviluppo 500

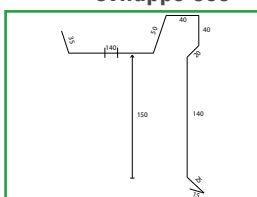


Fig. 38

materiale	misure (mm)
rame	4000
rame	6000
T.M.	4000
T.M.	6000

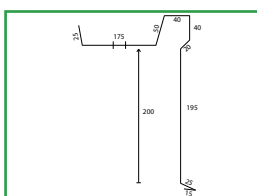


Fig. 39

materiale	misure (mm)
rame	4000
rame	6000
T.M.	4000
T.M.	6000

